

Meyer Burger White

Heterojunction Module

**Maximum performance:**

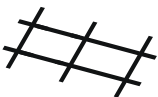
Up to 20 percent more energy yield – even in low-light conditions, such as in the morning and evening hours or with cloudy skies

**Maximum quality:**

Production of solar cells and modules according to the highest standards and exclusively in Germany

**Maximum durability:**

Guaranteed yields for decades

**Maximum stability:**

Patented SmartWire technology makes the modules extremely rugged and efficient

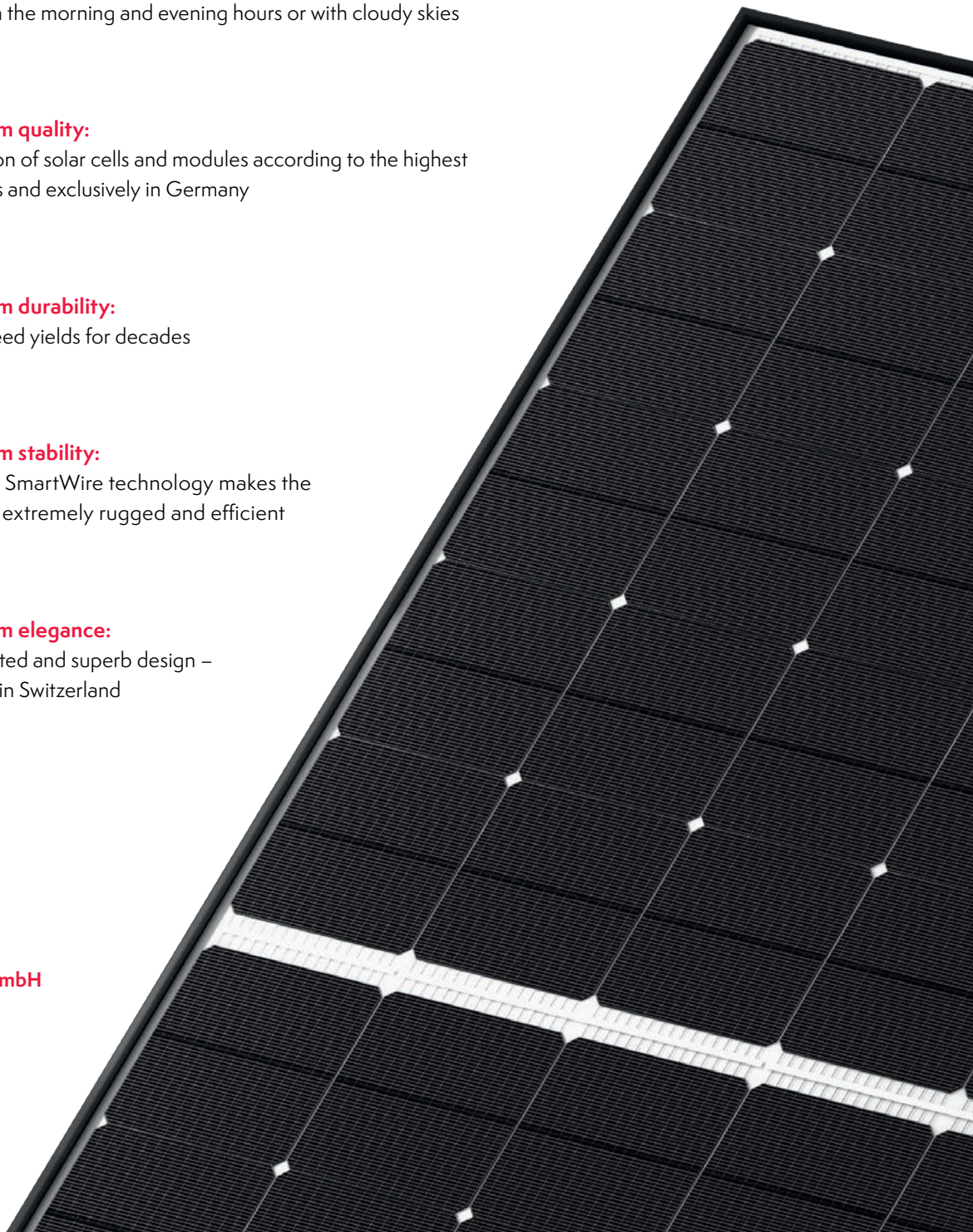
**Maximum elegance:**

Understated and superb design – invented in Switzerland

Meyer Burger (Industries) GmbH

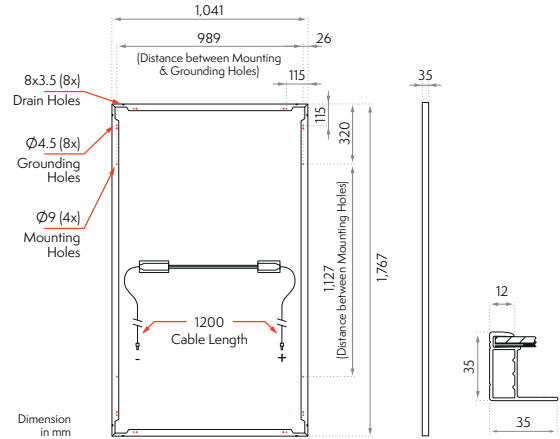
Carl-Schiffner-Str. 17
09599 Freiberg
Germany

www.meyerburger.com



MECHANICAL SPECIFICATION

Dimensions [mm]	1,767 x 1,041 x 35
Weight [kg]	19.7
Front glass	Solar glass, 3.2 mm, with anti-reflective surface
Back glass	High-barrier construction, white
Frame	Anodized aluminum [black]
Solar cell type	120 half-cut, mono n-Si, HJT
Junction boxes	3 diodes, IP68 rated, in accordance with IEC 62790
Cable	PV cable 4 mm ² , 1.2 m length, in accordance with EN 50618
Connectors	MC4, in accordance with IEC 62852, IP68 rated only when connected



ELECTRICAL SPECIFICATION¹

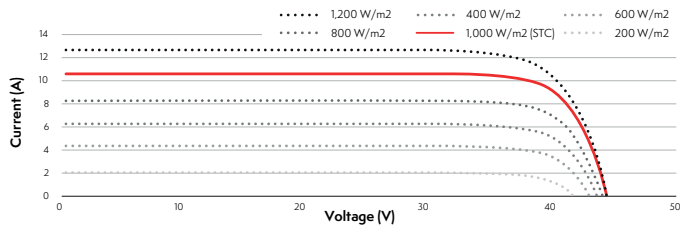
Power class in STC ² [W _p]	380		385		390		395		400		
Minimum Performance (Power Tolerance -0 W/+5 W) [W _p]	STC	NMOT ³	STC	NMOT	STC	NMOT	STC	NMOT	STC	NMOT	
Power at MPP	P _{mpp}	[W]	380	291	385	294	390	299	395	301	306
Short Circuit Current	I _{sc}	[A]	10.8	8.7	10.9	8.8	10.9	8.8	11.0	8.9	9.0
Open Circuit Voltage	V _{oc}	[V]	44.4	41.8	44.5	41.9	44.5	41.9	44.6	42.0	42.1
Current at MPP	I _{mp}	[A]	10.3	8.3	10.3	8.3	10.4	8.4	10.4	8.4	8.5
Voltage at MPP	V _{mp}	[V]	37.2	35.1	37.6	35.4	37.8	35.6	38.0	35.8	36.0
Efficiency	η	[%]	20.7		20.9		21.2		21.5		21.7

Temperature Coefficients

Temperature Coefficient of I _{sc}	α	[%/°C]	+0.033
Temperature Coefficient of V _{oc}	β	[%/°C]	-0.234
Temperature Coefficient of P _{MPP}	γ	[%/°C]	-0.259
Nominal Module Operating Temperature	NMOT ³	[%/°C]	44±2

The temperature coefficients stated are linear values

Performance at different irradiance



PROPERTIES FOR SYSTEM DESIGN

Maximum System Voltage	[V]	1,000
Maximum Series Fuse Rating	[A]	15
Max. Test Load +/-, [incl. Safety Factor of 1.5]	[Pa]	5,400/2,400
Fire Class (classification pending)		C
Operation Temperature	°C	-40 to +85

MEYER BURGER WARRANTY

Product Warranty [y]	25
Power Warranty [y]	25
Power after 1 year	≥98% of initial power
Annual Degradation [%/y]	0.25
Power after 25 years	≥92% of initial power

Warranty conditions apply

CERTIFICATES

Certifications (pending)

IEC 61215:2016, IEC 61730:2016

Certifications (to come)

UL61730-1, UL 61730-2, PID (IEC 62804), Salt Mist (IEC 61701), Ammonia Resistance (IEC 62716), Dynamical Mechanical Load (IEC, 62782:2016), Dust & Sand (IEC 60068)



¹ Measurement according to IEC 60904-3, measurement tolerance: ±3%, monofacial measurement with rear side covered

² STC: Irradiance 1000 W/m², 25 °C, AM1.5 Spectrum

³ NMOT: Nominal Module Operating Temperature, with irradiance 800 W/m², AM1.5 Spectrum, 20 °C, wind speed 1 m/s