

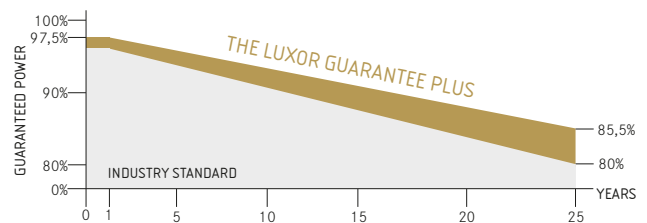
- + REDUCED LOSSES DURING PARTIAL SHADING
- + HIGH CLASS APPEARANCE: EASY INTEGRATION IN BUILDINGS
- + APPLICATIONS: ALL-ROUNDER FOR ALL SYSTEMS IN THE DIMENSIONS 1:2
- + ECO: ESPEACIALLY ECONOMIC AND RELIABLE



product guarantee¹



linear performance guarantee¹



ECO LINE HALF CELL

M144 / 540 - 560 W

MONOCRYSTALLINE MODULE FAMILY



Longlife tested



Power proofed



Safety provided



Selection of components



Cross-linking degree test



Performance surplus of 0 Wp to 6.49 Wp



100% PID free cells



Special packing to avoid micro cracks in the cells



German warrantor

ECO LINE HALF CELL

M144 / 540 - 560 W

Monocrystalline module family

Module type LX - XXXM/182-144+ | XXX = Rated power Pmpp

Electrical data at STC

Rated power Pmpp [Wp]	540.00	545.00	550.00	555.00	560.00
Pmpp range to	546.49	551.49	556.49	561.49	566.49
Rated current Impp [A]	13.15	13.22	13.29	13.37	13.44
Rated voltage Vmpp [V]	41.10	41.24	41.39	41.54	41.69
Short-circuit current Isc [A]	13.89	13.96	14.03	14.12	14.19
Open-circuit voltage Uoc [V]	49.28	49.45	49.63	49.81	49.99
Efficiency at STC up to	21.15%	21.34%	21.53%	21.73%	21.92%
Efficiency at 200 W/m ²	20.65%	20.83%	21.02%	21.22%	21.41%

Electrical data at NOCT

Power at Pmpp [Wp]	400.90	404.61	408.32	412.03	415.74
Rated current Impp [A]	10.62	10.68	10.74	10.80	10.86
Rated voltage Vmpp [V]	37.74	37.89	38.03	38.15	38.29
Short-circuit current Isc [A]	11.22	11.28	11.34	11.41	11.47
Open-circuit voltage Uoc [V]	45.48	45.66	45.84	46.02	46.20

Specification as per STC (Standard test conditions): irradiance 1000 W/m² | module temperature 25°C | Air Mass = 1.5
 NOCT (nominal operating cell temperature): irradiance 800 W/m² | wind speed 1 m/sec | ambient temperature 20°C | cell operating temperature 45 +/- 2°C | Air Mass = 1.5

Limiting values

Max. system voltage [V]	1500 V
Max. return current [I]	25 A
Operating Temperature	-40 to 85°C
Safety class	II
Max. tested pressure load [Pa] ²	5400
Max. tested tensile load [Pa] ²	2400

Temperature coefficient

Temperature coefficient [V] [I] [P]	- 0.285 %/°C 0.049 %/°C -0.360 %/°C
---	---

Specifications

Number of cells (matrix)	144 (6 x 24) 182 x 91 mm
Module dimensions (LxWxH) ³ Weight	2279 mm x 1134 mm x 35 mm 29 kg
Front-side glass	3.2 mm tempered highly transparent, anti-reflection solar glass
Frame	stable, anodised aluminium frame
Junction Box	At least IP67
Cable	symmetrical cable lengths > 1.4 m and 1.4 m, 4 mm ² solar cable
Diodes	3 Schottky Diodes
Plug-in connection	MC4 or equivalent (IP67)
Hail test (max. hailstorm)	∅ 45 mm impact velocity 23 m/s ± 83 km/h

The specifications and average values can vary slightly. Relevant is the corresponding data of the individual measurement. Specifications are subject to change without notice. Measurement tolerance depending on equipment: rated power +/- 3%, other values +/- 10%. All information given in this data sheet corresponds to DIN EN 50380. A potential light-induced degradation of the power after commissioning is not considered here. Further information in the installation manuals.

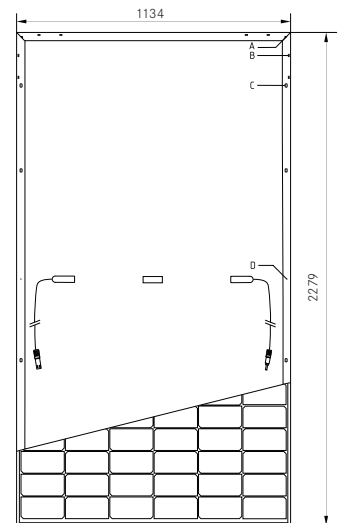
1 The specific warranty conditions are given under www.luxor.solar/downloads.html.

2 Horizontal mounted, details in installations manual.

3 Tolerance L/W = +/- 3 mm. H +/- 2mm, the dimensions given in the order confirmation will be decisive

4 Location and dimensions of holes on request

Back - / Frontview³

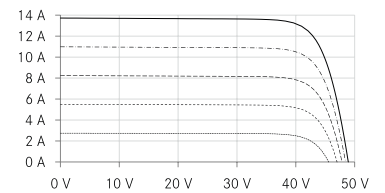


Drilled holes⁴

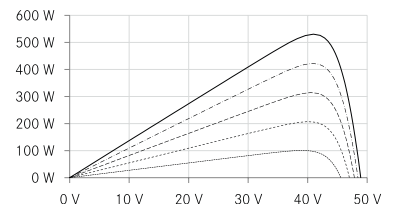
- A: 4 x drainage
- B: 16 x ventilation
- C: 8 x mounting
- D: 2 x earthing

Electrical characteristics

UI-diagram e.g. LX-540M/182-144+



UP-diagram e.g. LX-540M/182-144+



- 200 W/m²
- - - - 400 W/m²
- - - - 600 W/m²
- 800 W/m²
- 1000 W/m²

Luxor, your specialised company



Guidelines:
 93/68/EEC
 2014/35/EU, (LVD)
 2014/30/EU, (EMC)

The validity of the certificates/listings for a specific country has to be examined under:
www.luxor.solar/downloads.html