



product guarantee¹



linear performance guarantee¹




ECO LINE

M48/ 240 - 260 W

Monocrystalline module family



Longlife tested



Power proofed



Safety provided



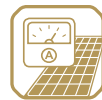
Selection of components



Cross-linking degree test



Performance surplus of 0Wp to 6.49 Wp



Imp sorting



Special packing to avoid micro cracks in the cells



German warrantor

The 48-cell solar module is compact and handy. Due to its flexibility, it can be optimally used especially for smaller roof areas. Eco in this case means especially economical: High-quality solar cell with highest efficiency at the best possible low light behaviour ensure the best energy output. And this at plus tolerances of 0Wp to 6.49Wp.

Further high-end components: An especially durable plug-in connection guarantees the best power contact under all conditions, and the hollow-section frame made of anodised aluminium and compatible with every assembly system, is torsionally stiff and corrosion-free. Manufactured according to German standards each Luxor solar module is marked by a special level of durability and reliability.

ECO LINE M48/240 - 260 W

Monocrystalline module family

Module type LX - XXXM/156-48+ | XXX = Rated power Pmpp

Electrical data at STC	240.00	245.00	250.00	255.00	260.00
Rated power P _{mp} [Wp]	240.00	245.00	250.00	255.00	260.00
P _{mp} range to	246.49	251.49	256.49	261.49	266.49
Rated current I _{mp} [A]	9.32	9.41	9.51	9.60	9.70
Rated voltage V _{mp} [V]	25.78	26.07	26.38	26.65	26.87
Short-circuit current I _{sc} [A]	9.81	9.90	9.99	10.09	10.18
Open-circuit voltage U _{oc} [V]	30.04	30.24	30.45	30.65	30.86
Efficiency at STC	18.28%	18.68%	19.10%	19.49%	19.85%
Efficiency at 200 W/m ²	15.13%	15.41%	15.69%	15.97%	16.26%

Electrical data at NOCT	175.29	178.93	182.74	186.40	189.88
P _{mp} [Wp]	175.29	178.93	182.74	186.40	189.88
Rated current I _{mp} [A]	7.45	7.53	7.60	7.68	7.76
Rated voltage V _{mp} [V]	23.52	23.77	24.03	24.26	24.47
Short-circuit current I _{sc} [A]	7.84	7.92	7.99	8.07	8.14
Open-circuit voltage U _{oc} [V]	27.41	27.57	27.73	27.90	28.10

Specification as per STC (Standard test conditions): irradiance 1000 W/m² | module temperature 25°C | AM = 1,5
 NOCT (nominal operating cell temperature): irradiance 800 W/m² | wind speed 1 m/sec | temperature 20°C | @45 +/- 2°C | AM = 1,5

Limiting values	
Max. system voltage [V]	1000 V
Max. return current [I]	15 A
Operating Temperature	-40 to 85°C
Snow-load zone ²	approval up to SLZ 3 (according to DIN 1055)
Max. pressure load (static) [Pa]	5400
Max. dynamic load [Pa]	2400

Temperature coefficient	
Temperature coefficient [V] [I] [P]	-0.30% /°C 0.06% /°C -0.40% /°C

Specifications	
Number of cells (matrix)	6 x 8, three strings in a row 156 mm x 156 mm
Module dimensions (L x W x H) ² Weight	1324 mm x 992 mm x 35 mm 15.4 kg
Front-side glass	3.2 mm hardened solar glass with low iron content
Frame	stable, anodised aluminium frame in a hollow-section design
Junction Box	At least IP65
Cabel	4 mm ² solar cable, cable length 1.0 m
Diodes	3 Schottky Diodes 15A/45V
Connectors	MC4 or equivalent (IP67)
Hail test (max. hailstorm)	∅ 45 mm impact velocity 23 m/s

The specifications and average values can vary slightly. What is important is the corresponding data of the individual measurement. Specifications are subject to change without notice. Measurement tolerance: rated power +/- 3%, other values +/- 10%, all information in this data sheet corresponds to DIN 50380. A potential light-induced degradation of the power after commissioning is not considered here, other information can be found in the installation guidelines.

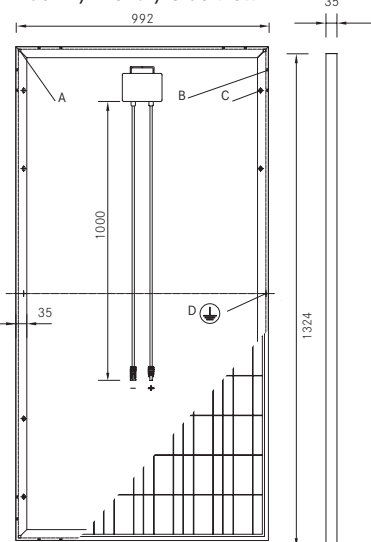
1 The specific warranty conditions are given under www.luxor-solar.com/download.htm

2 For standing installation

3 Tolerance L/W = +/- 3 mm, H = the dimensions given in the order confirmation will be decisive

4 Location on request

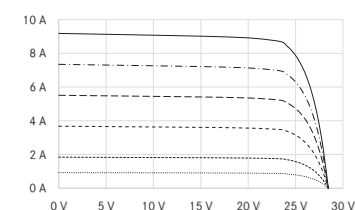
Back - / Front -/ Side view³



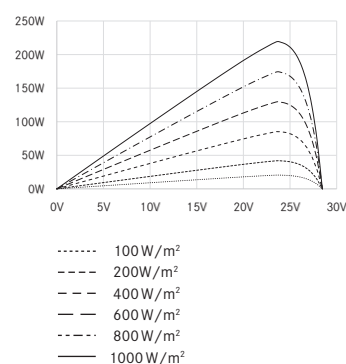
- A: 4 x drainage 10*10 mm
- B: 8 x ventilation aperture 3*7 mm
- C: 8 x mounting hole⁴ d = 7 mm
- D: 2 x earthing d = 2 mm

Electrical characteristics

UI-diagramm e.g. LX-260/156-48+



UP-diagramm e.g. LX-260/156-48+



Luxor, your specialised company

Guidelines: 2006/95/EG-2006/95/EC,89/336/EWG-89/336/EEC,93/68/EWG-93/68/EEC



The validity of the certificates/listings for a specific country has to be examined under:
www.luxor-solar.com/download.htm