

product guarantee¹



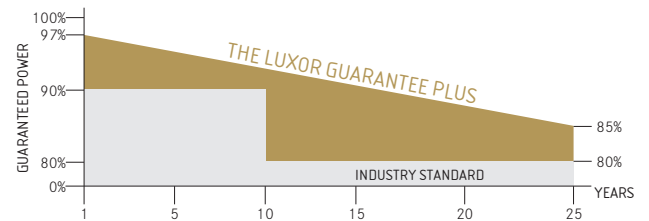
linear performance guarantee¹




ECO LINE

P72/300 - 320 W

Polycrystalline module family



Longlife tested



Power proofed



Safety provided



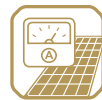
Selection of components



Cross-linking degree test



Performance surplus of 0 Wp to 6.49 Wp



Imp sorting



Special packing to avoid micro cracks in the cells



German warrantor

Wherever flexibility is especially sought after, this Luxor solar module is in top form. With its dimension in a 1:2 ratio, it can always be optimally arranged in every roof covering and open-field installation. Our 72-cell module portrays a positive image with plus tolerances of 0 Wp to 6.49 Wp, through exemplary energy output. This is achieved through high-quality solar cell with highest efficiency at the best possible low light behaviour.

A durable plug-in connection guarantees reliable power contact for every weather. Compatible with current assembly systems through the torsionally stiff and corrosion-free hollow-section frame made of anodised aluminium. Manufactured according to German standards each Luxor solar module is marked by a special level of durability and reliability.

ECO LINE P72/300 - 320 W

Polycrystalline module family

Module type LX - XXXP/156-72+ | XXX = Rated power Pmpp

Electrical data at STC

Rated power Pmpp [Wp]	300.00	310.00	315.00	320.00
Pmpp range to	306.49	316.49	321.49	326.49
Rated current Impp [A]	8.34	8.42	8.51	8.60
Rated voltage Vmpp [V]	36.00	36.88	37.07	37.27
Short-circuit current Isc [A]	8.84	8.93	9.01	9.09
Open-circuit voltage Uoc [V]	44.75	45.05	45.36	45.67
Efficiency at STC	15.47%	16.01%	16.26%	16.51%
Efficiency at 200 W/m ²	15.13%	15.33%	15.65%	15.97%

Electrical data at NOCT

Pmpp [Wp]	222.70	229.27	233.05	236.89
Rated current Impp [A]	6.67	6.74	6.81	6.88
Rated voltage Vmpp [V]	33.38	34.02	34.23	34.45
Short-circuit current Isc [A]	41.50	41.56	41.88	42.21
Open-circuit voltage Uoc [V]	7.07	7.14	7.21	7.28

Specification as per STC (Standard test conditions): irradiance 1000 W/m² | module temperature 25°C | AM = 1,5
 NOCT (nominal operating cell temperature): irradiance 800 W/m² | wind speed 1 m/sec | temperature 20°C | @45 +/- 2°C | AM = 1,5

Limiting values

Max. system voltage [V]	1000 V
Max. return current [I]	15 A
Temperature range	-40 to 85°C
Snow-load zone ²	approval up to SLZ 3 (according to DIN 1055)
Max. pressure load (static) [Pa]	5400
Max. dynamic load [Pa]	2400

Temperature coefficient

Temperature coefficient [V] [I] [P]	-0.30% /°C 0.05% /°C -0.41% /°C
---	-------------------------------------

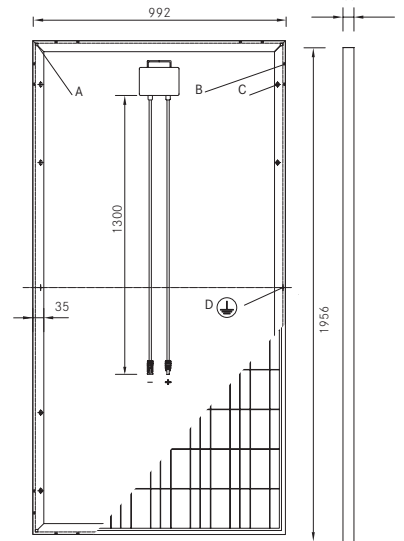
Specifications

Number of cells (matrix)	6 x 12, three strings in a row 156 mm x 156 mm
Module dimensions (L x W x H) ² Weight	1956 mm x 992 mm x 40 mm 23.2 kg
Front-side glass	3.2 mm hardened solar glass with low iron content
Frame	stable, anodised aluminium frame in a hollow-section design
Socket	plastic (PPO), ventilated and strain-relieved, at least IP65
Cabel	4 mm ² solar cable, cable length 1.3 m
Diodes	3 Schottky Diodes 15A/45V
Plug-in connection	high-quality plug-in system, (IP67) MC4 or equivalent
Hail test (max. hailstorm)	∅ 45 mm impact velocity 23 m/s

The specifications and average values can vary slightly. What is important is the corresponding data of the individual measurement. Specifications are subject to change without notice. Measurement tolerance: rated power +/- 3%, other values +/- 10%, all information in this data sheet corresponds to DIN 50380. A potential light-induced degradation of the power after commissioning is not considered here, other information can be found in the installation guidelines.

- 1 The specific warranty conditions are given under www.luxor-solar.com/download.htm
- 2 For standing installation
- 3 Tolerance L/W = +/- 3 mm, H = the dimensions given in the order confirmation will be decisive
- 4 Location on request

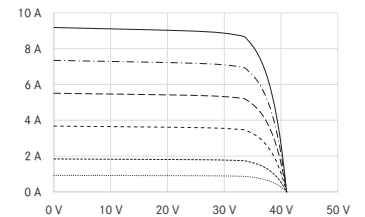
Back - / Front -/ Side view³



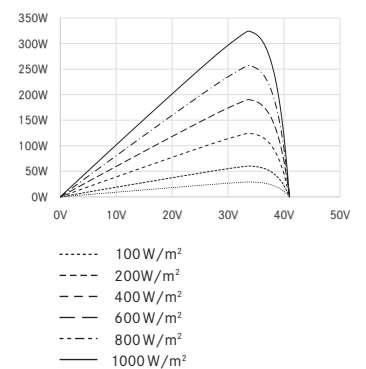
- A: 4 x drainage 10*10 mm
- B: 8 x ventilation aperture 3*7 mm
- C: 8 x mounting hole⁴ d = 7 mm
- D: 2 x earthing d = 2 mm

Electrical characteristics

UI-diagramm e.g. LX-325P/156-72+



UP-diagramm e.g. LX-325P/156-72+



Luxor, your specialised company

Guidelines: 2006/95/EG-2006/95/EC,89/336/EWG-89/336/EEC,93/68/EWG-93/68/EEC



The validity of the certificates/listings for a specific country has to be examined under:
www.luxor-solar.com/download.htm