



product guarantee¹



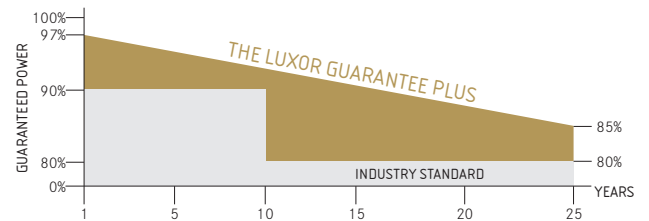
linear performance guarantee¹




ECO LINE

P48/200 - 220 W

Polycrystalline module family



Longlife tested



Power proofed



Safety provided



Selection of components



Cross-linking degree test



Performance surplus of 0Wp to 6.49 Wp



Imp sorting



Special packing to avoid micro cracks in the cells



German warrantor

The 48-cell module is the large-size all-rounder among the Luxor solar modules. Eco in this case means especially economical: The high wattage makes the module the ideal solution for industrial scale equipments. From the open-field facilities, through the tracking system, to the roof-mounted installation. High-quality solar cell with highest efficiency at the best possible low light behaviour ensure the best energy output. And this at plus tolerances of 0Wp to 6.49Wp.

Further high-end components: An especially durable plug-in connection guarantees the best power contact under all conditions, and the hollow-section frame made of anodised aluminium and compatible with every assembly system, is torsionally stiff and corrosion-free. Manufactured according to German standards each Luxor solar module is marked by a special level of durability and reliability.

ECO LINE P48/200 - 220 W

Polycrystalline module family

Module type LX - XXXP/156-48+ | XXX = Rated power Pmpp

Electrical data at STC

Rated power P _{mp} [Wp]	200.00	205.00	210.00	215.00	220.00
P _{mp} range to	206.49	211.49	216.49	221.49	226.49
Rated current I _{mp} [A]	8.34	8.42	8.51	8.60	8.68
Rated voltage V _{mp} [V]	24.00	24.44	24.72	25.02	25.34
Short-circuit current I _{sc} [A]	8.84	8.93	9.01	9.09	9.18
Open-circuit voltage U _{oc} [V]	29.83	30.04	30.24	30.45	30.65
Efficiency at STC	15.24%	15.68%	16.01%	16.37%	16.75%
Efficiency at 200 W/m ²	14.90%	15.13%	15.41%	15.69%	15.97%

Electrical data at NOCT

P _{mp} [Wp]	148.47	152.23	155.37	158.66	162.10
Rated current I _{mp} [A]	1.67	1.68	1.70	1.72	1.74
Rated voltage V _{mp} [V]	23.47	23.59	23.78	23.97	24.15
Short-circuit current I _{sc} [A]	1.77	1.79	1.80	1.82	1.84
Open-circuit voltage U _{oc} [V]	29.17	29.00	29.10	29.17	29.22

Specification as per STC (Standard test conditions): irradiance 1000 W/m² | module temperature 25°C | AM = 1,5

NOCT (nominal operating cell temperature): irradiance 800 W/m² | wind speed 1 m/sec | temperature 20°C | @45 +/- 2°C | AM = 1,5

Limiting values

Max. system voltage [V]	1000 V
Max. return current [I]	15 A
Temperature range	-40 to 85°C
Snow-load zone ²	approval up to SLZ 3 (according to DIN 1055)
Max. pressure load (static) [Pa]	5400
Max. dynamic load [Pa]	2400

Temperature coefficient

Temperature coefficient [V] [I] [P]	-0.30% /°C 0.05% /°C -0.41% /°C
---	-------------------------------------

Specifications

Number of cells (matrix)	6 x 8, three strings in a row 156 mm x 156 mm
Module dimensions (L x W x H) ² Weight	1324 mm x 992 mm x 35 mm 15.4 kg
Front-side glass	3.2 mm hardened solar glass with low iron content
Frame	stable, anodised aluminium frame in a hollow-section design
Socket	plastic (PPO), ventilated and strain-relieved, at least IP65
Cabel	4 mm ² solar cable, cable length 1.0 m
Diodes	3 Schottky Diodes 15A/45V
Plug-in connection	high-quality plug-in system, (IP67) MC4 or equivalent
Hail test (max. hailstorm)	∅ 45 mm impact velocity 23 m/s

The specifications and average values can vary slightly. What is important is the corresponding data of the individual measurement. Specifications are subject to change without notice. Measurement tolerance: rated power +/- 3%, other values +/- 10%, all information in this data sheet corresponds to DIN 50380. A potential light-induced degradation of the power after commissioning is not considered here, other information can be found in the installation guidelines.

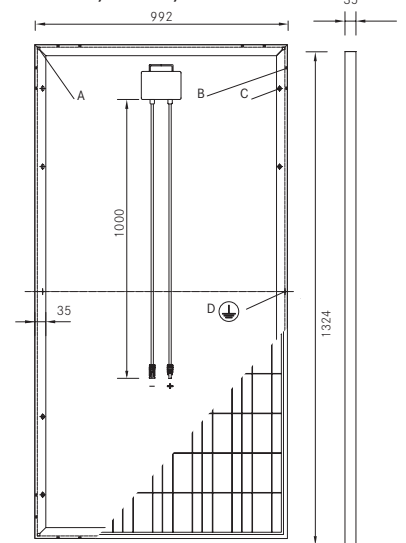
1 The specific warranty conditions are given under www.luxor-solar.com/download.htm

2 For standing installation

3 Tolerance L/W = +/- 3 mm, H = the dimensions given in the order confirmation will be decisive

4 Location on request

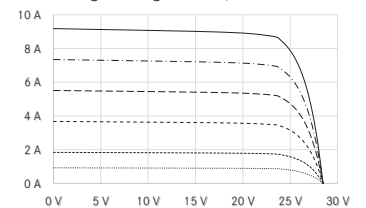
Back - / Front -/ Side view³



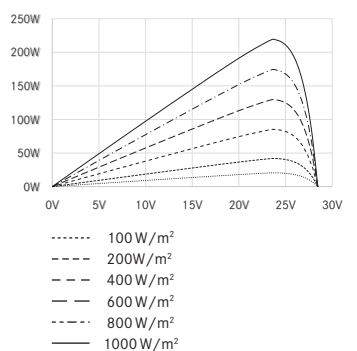
- A: 4 x drainage 10*10 mm
- B: 8 x ventilation aperture 3*7 mm
- C: 8 x mounting hole⁴ d = 7 mm
- D: 2 x earthing d = 2 mm

Electrical characteristics

UI-diagramm e.g. LX-220P/156-48+



UP-diagramm e.g. LX-220P/156-48+



Luxor, your specialised company

Guidelines: 2006/95/EG-2006/95/EC,89/336/EWG-89/336/EEC,93/68/EWG-93/68/EEC



IEC
IEC 61215
IEC 61730



The validity of the certificates/listings for a specific country has to be examined under:
www.luxor-solar.com/download.htm